

# INDIA INTERNATIONAL PUBLIC SCHOOL

*Summer Vacation – Holiday Homework*

**Class - U.K.G.**

*Dear Parent,*

*Summer vacation brings a change and excitement for children. The vacation is also a time when you get to spend more time with your child. You could use this opportunity to inculcate healthy practices such as cycling, drinking a lot of water, eating fruits and salads, doing things at home. These tasks are designed to engage children in a meaningful and productive manner. They are based on what children have learnt in April 2018.*

*While your child works, support him / her as you can, in a manner that builds responsibility and ownership towards each task and raises their confidence in their own learning. DO NOT DO THE TASK FOR THE CHILD. Make sure that he / she brings the holiday homework when the school reopens.*

*Wish you an engaging and fulfilling summer time with your child.*

**Principal**

**Note: School re-opens on 25<sup>th</sup> June, 2018. School timings 8:00 AM to 1:15 PM.**

# INDIA INTERNATIONAL PUBLIC SCHOOL

(Affiliated to CBSE, New Delhi)

Activity Sheet No.-1

Name: \_\_\_\_\_ Class: U.K.G. Date: \_\_\_\_\_

Count the number of objects in each set and write the correct number :



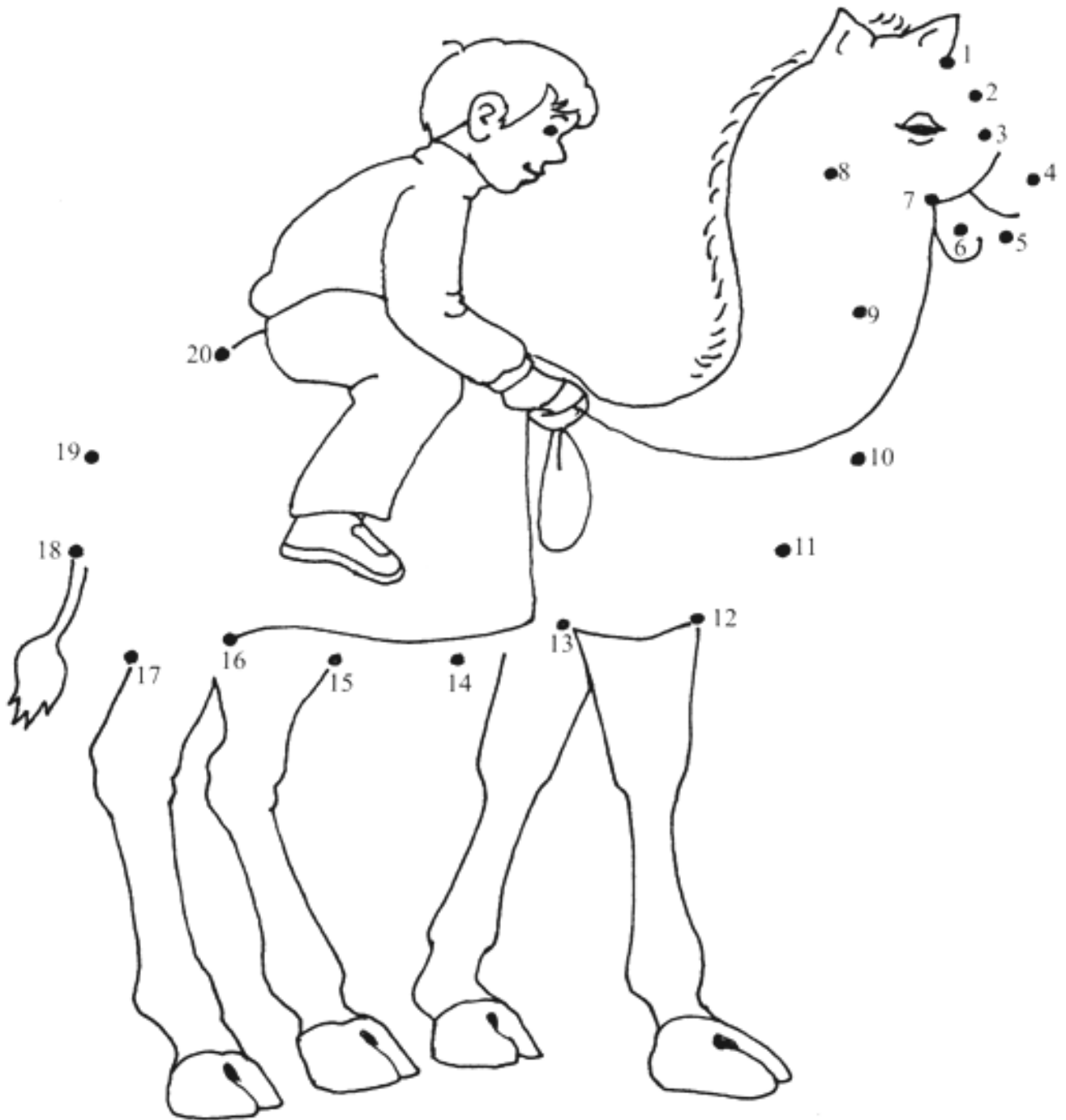
# INDIA INTERNATIONAL PUBLIC SCHOOL

(Affiliated to CBSE, New Delhi)

Activity Sheet No.-2

Name: \_\_\_\_\_ Class: U.K.G. Date: \_\_\_\_\_

Join the dots from 1 to 20 to find on which animal Sahil is riding. Also colour the picture :



Sahil is riding on a \_\_\_\_\_

# INDIA INTERNATIONAL PUBLIC SCHOOL


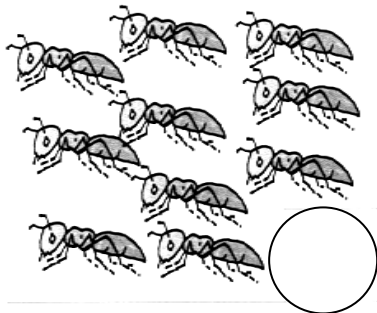

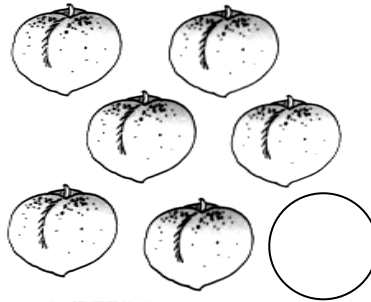

(Affiliated to CBSE, New Delhi)

Activity Sheet No.-3

Name: \_\_\_\_\_ Class: U.K.G. Date: \_\_\_\_\_


## Count and Write

Count the objects and write the numbers in the given circle :



## Numbers

Encircle the required number of pictures.



10 monkeys



5 balls



7 apples

# INDIA INTERNATIONAL PUBLIC SCHOOL

(Affiliated to CBSE, New Delhi)

Activity Sheet No.-4

Name: \_\_\_\_\_ Class: U.K.G. Date: \_\_\_\_\_

Read this poem every day and paste your mother's photograph in the given box.

## Mother



'M' stands for mother,  
I can never get another.  
Like a nurse, she nurses me,  
Like a teacher, she teaches me,  
For every small thing she praises me,  
She cares for me, she loves me.

My mother →

Paste your mother's photograph here.

# INDIA INTERNATIONAL PUBLIC SCHOOL

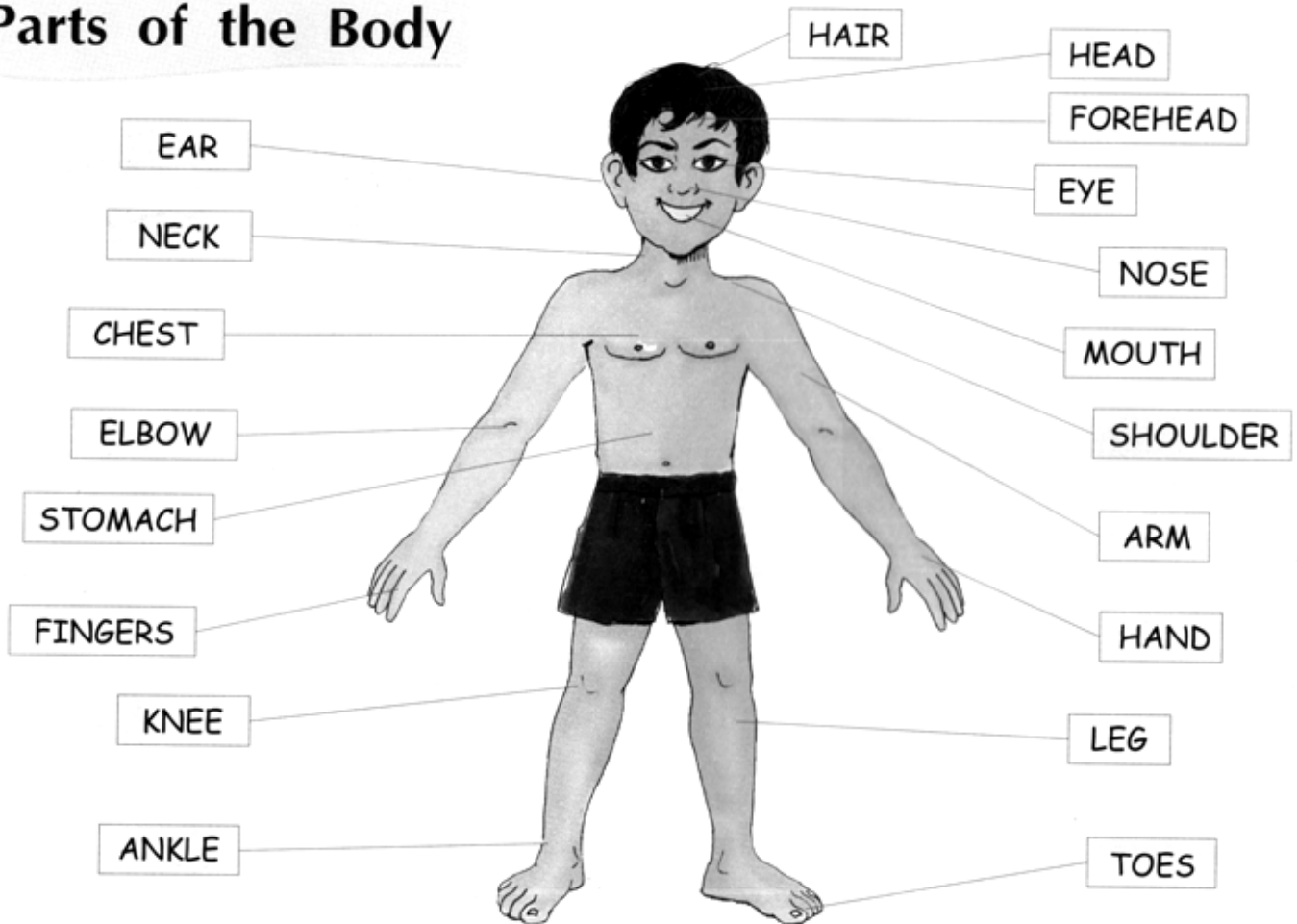
(Affiliated to CBSE, New Delhi)

Activity Sheet No.-5

Name: \_\_\_\_\_ Class: U.K.G. Date: \_\_\_\_\_

Read each part of the body and speak its name aloud.

## Parts of the Body



# INDIA INTERNATIONAL PUBLIC SCHOOL

(Affiliated to CBSE, New Delhi)

Activity Sheet No.-6

Name: \_\_\_\_\_ Class: U.K.G. Date: \_\_\_\_\_

Read and Write.

A    B    C    D

E    F    G    H

I    J    K    L

M    N    O    P

Q    R    S    T

U    V    W    X

Y    Z

# INDIA INTERNATIONAL PUBLIC SCHOOL

(Affiliated to CBSE, New Delhi)

Activity Sheet No.-7

Name: \_\_\_\_\_ Class: U.K.G. Date: \_\_\_\_\_

Trace the letters.

The tracing practice area consists of two identical sets of handwriting lines. Each set has three horizontal lines: a top line, a middle line, and a bottom line. The first set contains the lowercase letters 'a' through 'm' on the top line, and 'n' through 'z' on the middle line. The second set contains the lowercase letters 'a' through 'm' on the top line, and 'n' through 'z' on the middle line. All letters are dashed for tracing.

Sight words: (Read & Speak every day)

Do	I	He	a
My	You	We	She



# INDIA INTERNATIONAL PUBLIC SCHOOL

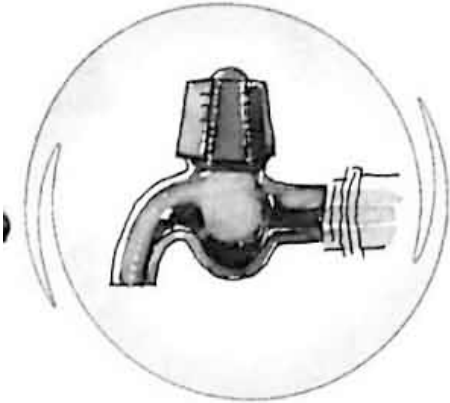
(Affiliated to CBSE, New Delhi)

Activity Sheet No.-8

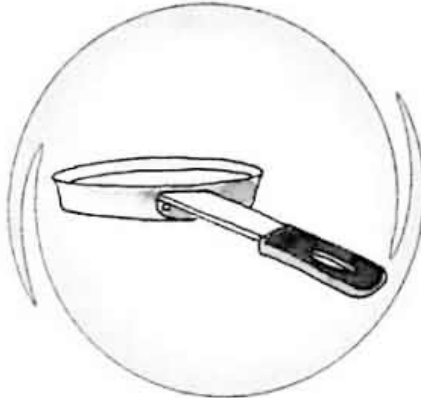
Name: \_\_\_\_\_ Class: U.K.G. Date: \_\_\_\_\_

Read and write :

'a' sound words




tap

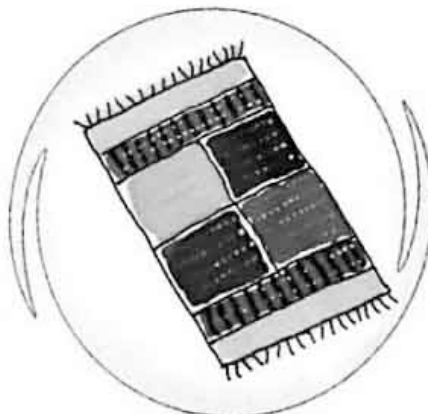
pan





bag

fan

mat

rat



# INDIA INTERNATIONAL PUBLIC SCHOOL

(Affiliated to CBSE, New Delhi)

Activity Sheet No.-9

Name: \_\_\_\_\_ Class: U.K.G. Date: \_\_\_\_\_


Match each word with its picture :



bat




rat




jam




cap



yam




bag



cat



can



man



van

# INDIA INTERNATIONAL PUBLIC SCHOOL

(Affiliated to CBSE, New Delhi)

Activity Sheet No.-10

Name: \_\_\_\_\_ Class: U.K.G. Date: \_\_\_\_\_

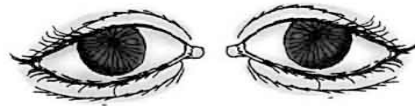
Read aloud and Trace the words.

## Our Senses

Trace the words.

1. We see with our

EYES




2. We hear with our

EARS



3. We smell with our

NOSE




4. We feel with our

SKIN



5. We taste with our

TONGUE



Recite the poem by pointing towards the body parts as they come across names.

## My Body Parts

Read the poem.



Here are my ears.  
Here is my nose.  
Here are my fingers.  
Here are my toes.



Here are my eyes,  
both open wide.  
Here is my mouth,  
with white teeth inside.

Here is my tongue  
that helps me speak.  
Here is my chin.  
Here are my cheeks.



Here are my hands,  
that help me play.  
Here are my feet  
for walking everyday.



# INDIA INTERNATIONAL PUBLIC SCHOOL


(Affiliated to CBSE, New Delhi)

Activity Sheet No.-11

Name: \_\_\_\_\_ Class: U.K.G. Date: \_\_\_\_\_

## My Home

Colour this picture of a house beautifully.



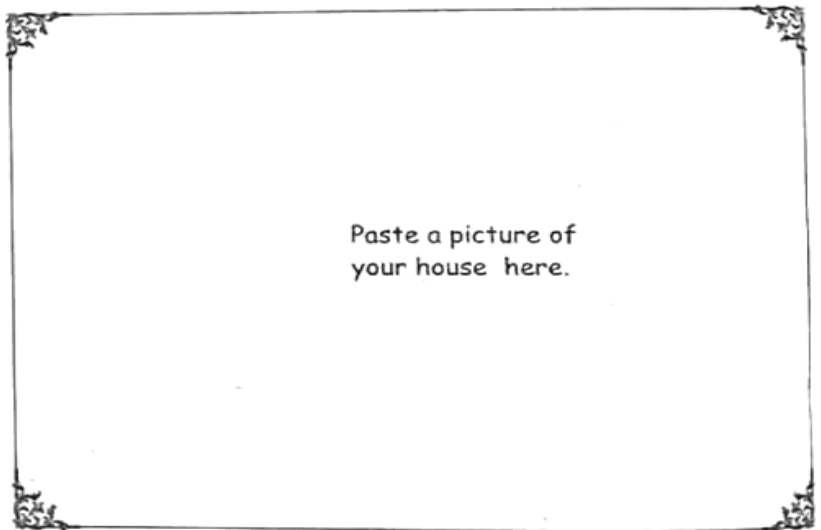
EAST OR WEST  
HOME IS THE BEST



Write your address here.

\_\_\_\_\_  
\_\_\_\_\_  
\_\_\_\_\_

Paste a picture of  
your house here.



# INDIA INTERNATIONAL PUBLIC SCHOOL


(Affiliated to CBSE, New Delhi)

Activity Sheet No.-12

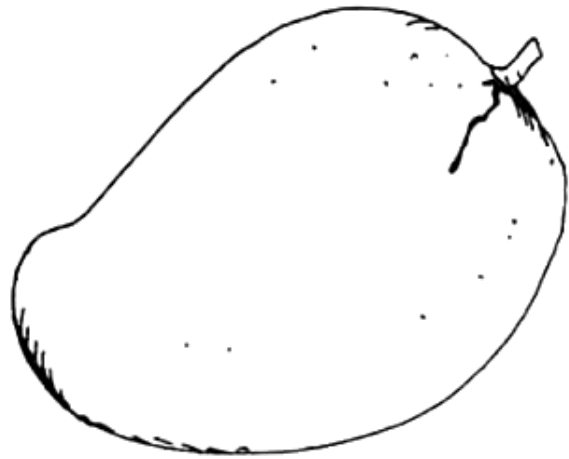
Name: \_\_\_\_\_ Class: U.K.G. Date: \_\_\_\_\_

## Colours


Colour the objects suitably.




apple



mango



crow



brinjal


# INDIA INTERNATIONAL PUBLIC SCHOOL

(Affiliated to CBSE, New Delhi)

Activity Sheet No.-13

Name: \_\_\_\_\_ Class: U.K.G. Date: \_\_\_\_\_

Dip your thumb in water colour and colour this pineapple with your thumb impressions. Do not forget to use crayons to colour the crown of the pineapple.



# INDIA INTERNATIONAL PUBLIC SCHOOL

(Affiliated to CBSE, New Delhi)

Activity Sheet No.-14

Name: \_\_\_\_\_ Class: U.K.G. Date: \_\_\_\_\_


**Hello ! It's me.**

My name is \_\_\_\_\_.

I am a \_\_\_\_\_ boy / girl.

I read in class \_\_\_\_\_.

I go to school on / by \_\_\_\_\_.



I like to eat 🍷

Paste the picture of  
your favourite eatable

Fill this box with  
your favourite  
colour

👉 is my favourite colour.

I like to play \_\_\_\_\_.

# INDIA INTERNATIONAL PUBLIC SCHOOL

(Affiliated to CBSE, New Delhi)

Activity Sheet No.-15

Name: \_\_\_\_\_ Class: U.K.G. Date: \_\_\_\_\_

Draw lines to match the parts of the body with their names:

eye

head

nose

lips

neck

ear

cheek

shoulder

elbow

arm

hand

fingers

leg

knee

ankle

foot

toes





# INDIA INTERNATIONAL PUBLIC SCHOOL

(Affiliated to CBSE, New Delhi)

Activity Sheet No.-16

Name: \_\_\_\_\_ Class: U.K.G. Date: \_\_\_\_\_

Complete this number grid by filling the blank boxes. Count forward and write the numbers.

1	2	3		5	6		8		10
	12		14		16	17		19	
21		23		25			28		30
	32		34		36			39	
41		43	44	45		47	48		50
	52	53		55		57		59	60
61		63	64		66	67	68		
		73		75	76		78		80
81		83	84	85		87		89	
	92		94		96	97	98	99	

# INDIA INTERNATIONAL PUBLIC SCHOOL

(Affiliated to CBSE, New Delhi)

Activity Sheet No.-17

Name: \_\_\_\_\_ Class: U.K.G. Date: \_\_\_\_\_

नीचे हिन्दी वर्णमाला के व्यंजन लिखे गये हैं। परन्तु उनमें कुछ विलुप्त हैं। रिक्त स्थानों में सही व्यंजन लिखिए।

क

च

ट

त

प

य

श

क्ष

ग

ङ

ध

भ

ज

झ

# INDIA INTERNATIONAL PUBLIC SCHOOL

(Affiliated to CBSE, New Delhi)

Activity Sheet No.-18

Name: \_\_\_\_\_ Class: U.K.G. Date: \_\_\_\_\_

सुलेख

चल जल हल फल थन बस

# INDIA INTERNATIONAL PUBLIC SCHOOL

(Affiliated to CBSE, New Delhi)

Activity Sheet No.-19

Name: \_\_\_\_\_ Class: U.K.G. Date: \_\_\_\_\_

सही अक्षर पर गोला लगाओ



इ (अ) ए



औ इ ओ



ए उ अ



अं ओ ए



अं औ इ



ए आ ई



अ: ओ ऐ



ऊ ओ इ



ई उ इ



अं ओ ऊ



औ ऋ आ



ई उ ऊ